



▶ **High sensitive air pressure regulators with high flow rate relieving**



- ▶ Accurate capacity to maintain set pressure
- ▶ Sensitivity combined with high relieving rates
- ▶ High flow rate with extremely low pressure drop
- ▶ Pressure adjusting lockable handle by simply pressing it downwards in the desired position
- ▶ Aluminium body
- ▶ Ring nut for panel mounting
- ▶ Construction with controlled relief
- ▶ Atex certification (II 2GD) on request

2
AIR TREATMENT

Technical characteristics	Size	
	Size 1	Size 3
Body and connections type	Aluminium body, integrated aluminium connections	
IN / OUT connections	G1/4"	G1/2"
Assembly configuration	Stand alone Panel mounting With fixing bracket	Stand alone Panel mounting With fixing bracket
Assembly position	Indifferent	
Fluid	20µ filtered air and preferably non lubricated	
Air flow with inlet pressure 10 bar (NI/min)	5	
Pressure range (bar)	0,1 - 2 / 0,1 - 4 / 0,1 - 7 / 0,1 - 10	
Regulation	Manual push and lock with pressure Manual lockable with accessories	
Pressure measurement	G1/8" Pressure gauge connection port	
Max. fittings torque IN / OUT connections	G1/4" metal: 20	G1/2" metal: 30

Operational characteristics	Size	
	Size 1	Size 3
Maximum working pressure (bar)	10	
Minimum working pressure (bar)	0,5	
Working temperature (°C)	-5 ÷ +50	

Weights	Size	
	Size 1	Size 3
Aluminium body version (g)	380	970

Order codes

17 3S2B . 0010 . E . K

Size, body and connections

1S2B : Aluminium body, connections G1/4" (only for size 1)
3S2B : Aluminium body, connections G1/2" (only for size 3)

Pressure range

0002 : 0,1 - 2 bar
0004 : 0,1 - 4 bar
0007 : 0,1 - 7 bar
0010 : 0,1 - 10 bar

Type

: Standard
E : External pressure feedback

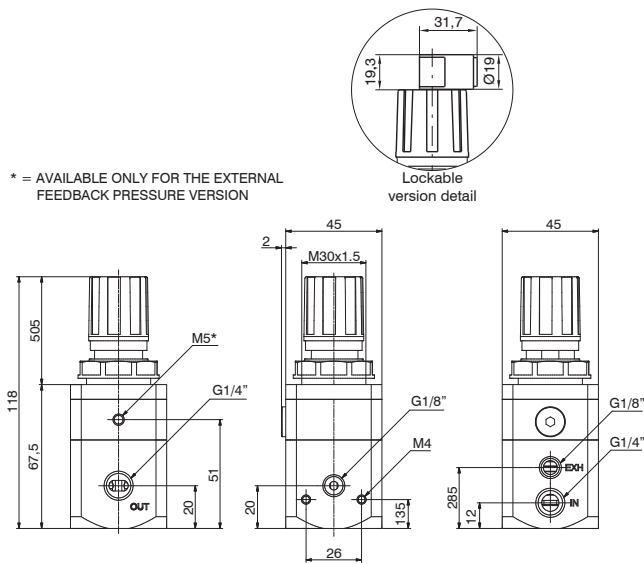
Options

: Standard
K : Lockable version
U : Lockable version with universal key

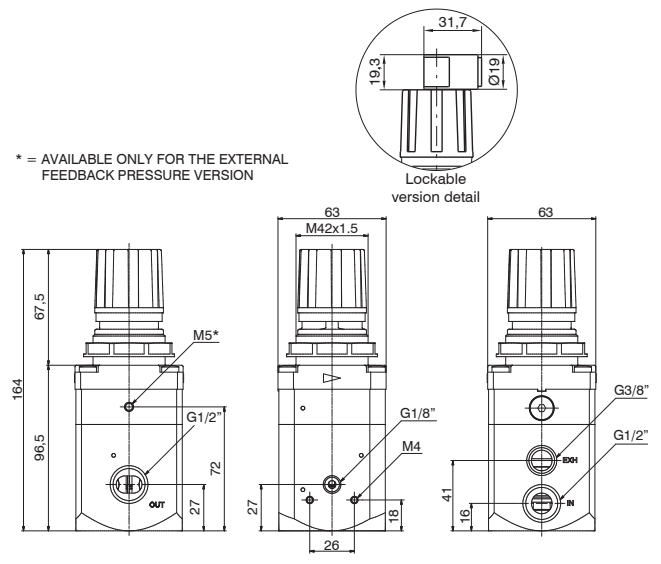
Example: 173S2B.0010.E.K

Size 3 high sensitive air pressure regulator with high flow rate relieving, aluminium body, G1/2" connections, 0,1 - 10 bar, external pressure feedback, lockable version

Dimensions



Size 1



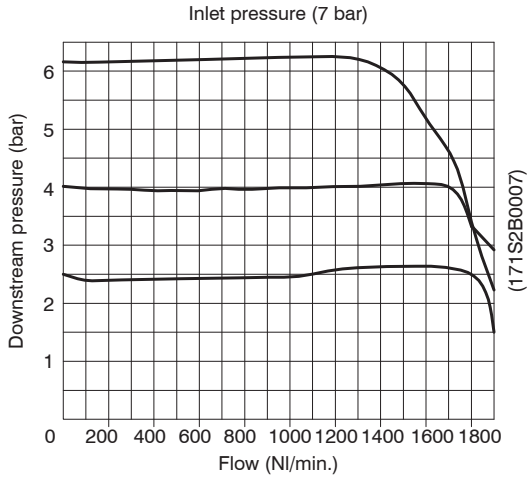
Size 3



Characteristic curves

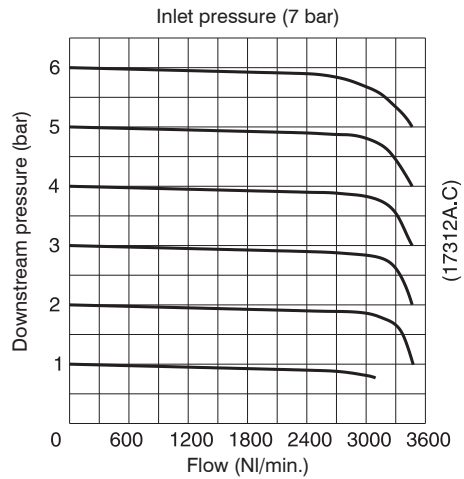
2

Flow rate curves



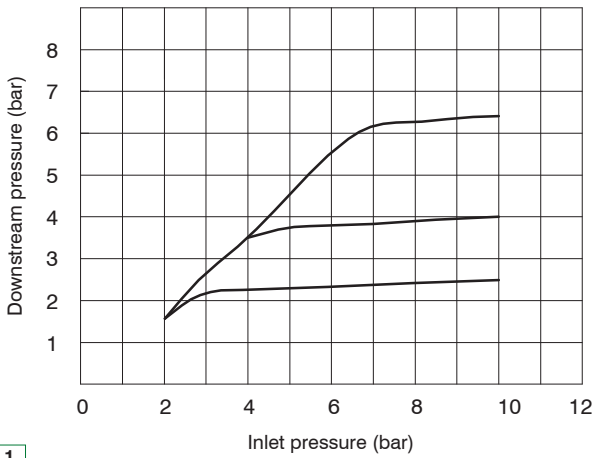
Size 1

Flow rate curves



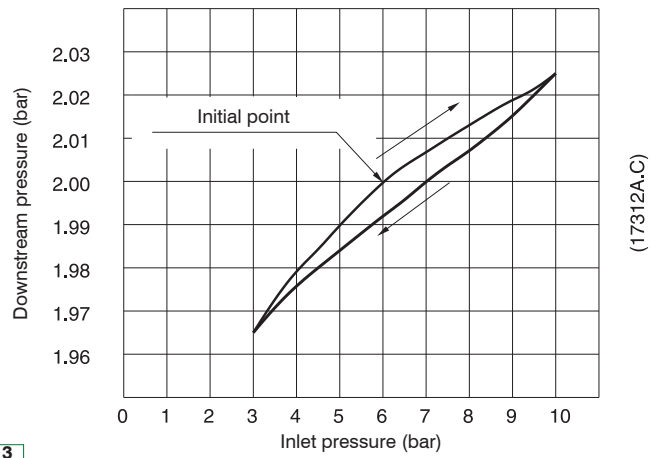
Size 3

Adjustment characteristic



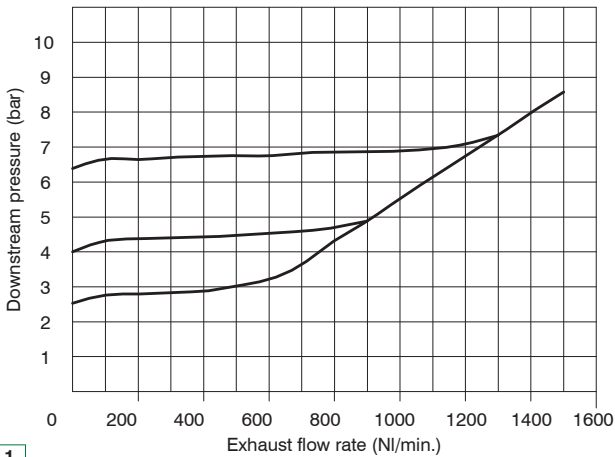
Size 1

Adjustment characteristic



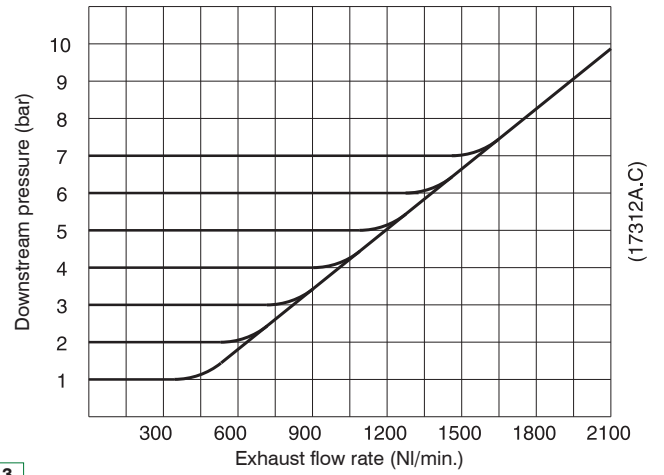
Size 3

Exhaust flow rate curves



Size 1

Exhaust flow rate curves



Size 3