


Nominal Diameter

**5,5** = 24 mm<sup>2</sup>

Tema Series

**1100****Technical Description**

Robust design with small dimensions. Series 1100 is used mainly for applications in the area of compressed air and liquids. Optimally suited to smaller pneumatic systems and to compressed air tools with a consumption of up to 900 litres per minute. Coupling systems with two-hand operation, i.e. both hands are required when connect/disconnect.

**Dust Protections**  (P. 319)  
for Coupling Part.-No. 2315-QC  
for Plug Part.-No. 125-QC

**Working Temperature\***  
-20°C up to +100°C (NBR)  
depending on the medium.

\* For temperatures below -20°C and over +100°C and depending on the medium, other seal variants (FKM, EPDM, FFKM) are available.

**Working Pressure\*\***

30 bar

\*\* maximum static working pressure with safety factor 4 to 1.

20 bar

**Material**

**Coupling:** Brass nickel plated and chrome plated

**Plug:** Steel zinc plated

**Seals:** NBR

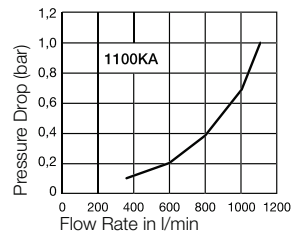
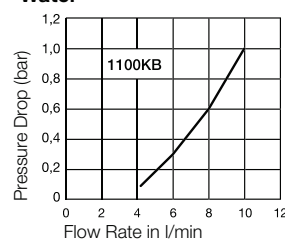
**Coupling:** Brass nickel plated and chrome plated

**Plug:** Brass nickel plated and chrome plated

**Seals:** NBR

**Interchangeability**

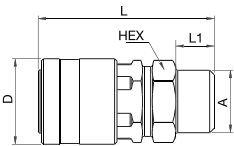
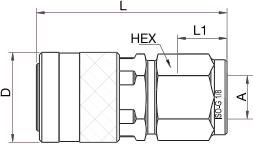
- Tema Design

**Flow diagrams****Air****Water**



## Couplings – with valve

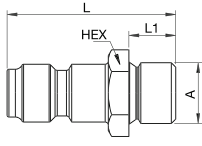
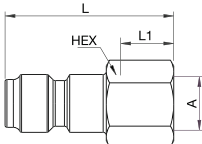
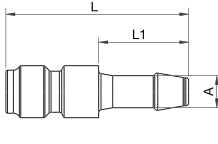
## Series 1100KA

	Connection A	HEX mm	HEX1 mm	L mm	L1 mm	L2 mm	D mm	B mm	G mm	Version	Part Number
 <p>Male Thread</p>	G 1/4	15		37	8		18				1100KAAW13MPC
 <p>Female Thread</p>	G 1/8	15		38	8		18				1100KAIW10MPC

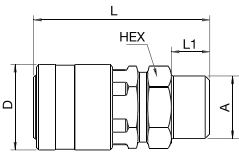
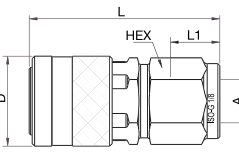


## Plugs – without valve

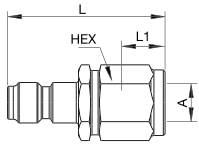
## Series 1100KA

	Connection A	HEX mm	HEX1 mm	L mm	L1 mm	L2 mm	D mm	B mm	G mm	Version	Part Number
 <p>Male Thread</p>	G 1/8	12		27	7,5						1100SFAW10SXZ
 <p>Female Thread</p>	G 1/8	12		27	7						1100SFIW10SXZ
 <p>Hose Barb</p>	5 mm			33	16						1100SFTF05SXZ
	6 mm			33	16						1100SFTF06SXZ





**Couplings – with valve** **Series 1100KB**

	Connection A	HEX mm	HEX1 mm	L mm	L1 mm	L2 mm	D mm	B mm	G mm	Version	Part Number
 <p>Male Thread</p>	G 1/4	15		38	8		18				1100KBAW13MPC
 <p>Female Thread</p>	G 1/8	15		37	8		18				1100KBIW10MPC

**Plugs – with valve** **Series 1100KB**

	Connection A	HEX mm	HEX1 mm	L mm	L1 mm	L2 mm	D mm	B mm	G mm	Version	Part Number
 <p>Female Thread</p>	G 1/8	15		36	8						1100SBIW10MPC

# Cross-Reference-List

Connection	Thread	Rectus Part Number old	Tema Part Number old	Part Number new	Page
 <b>Couplings – with valve</b>					
Male Thread	G 1/4	-	1100 A	<b>1100KAAW13MPC</b>	43
Female Thread	G 1/8	-	1100	<b>1100KAIW10MPC</b>	43
 <b>Plugs – without valve</b>					
Male Thread	G 1/8	-	11110-QC	<b>1100SFAW10SXZ</b>	43
Female Thread	G 1/8	-	11410	<b>1100SFIW10SXZ</b>	43
Hose Barb	5 mm	-	11005-QC	<b>1100SFTF05SXZ</b>	43
	6 mm	-	11006-QC	<b>1100SFTF06SXZ</b>	43
 <b>Couplings – with valve</b>					
Male Thread	G 1/8	-	1100 NA	<b>1100KBAW13MPC</b>	44
Female Thread	G 1/8	-	1100 N	<b>1100KBIW10MPC</b>	44
 <b>Plugs – with valve</b>					
Female Thread	G 1/8	-	11410 MN	<b>1100SBIW10MPC</b>	44